

**Relay Package SNR**

- Relay package consisting of DIN-rail socket and relay
- 1 CO with 6 A rated load
- Module width only 6.2 mm
- Reduced system width for increased packing density on the DIN rail
- RoHS compliant (Directive 2002/95/EC)



F0260-BS

**Approvals**

Relay: REG.-Nr. 6666, E214024

Socket: REG.-Nr. 6666, 224918  
 Technical data of approved types on request

**Contact data**

Contact configuration	1 CO
Contact set	single contact
Type of interruption	micro disconnection
Rated voltage / max. switching voltage AC	240 / 400 VAC
Rated current	6 A
Maximum breaking capacity AC	1500 VA
Limiting making capacity, max 4 s, duty factor 10%	10 A
Contact material	AgSnO <sub>2</sub> AgSnO <sub>2</sub> gold plated
Minimum contact load	100mA, 12V 50mW
Rated frequency of operation with / without load	6 / 1200 min <sup>-1</sup>
Operate- / release time	max 12 / 5 ms
Bounce time NO / NC contact	max 3 / 8 ms

**Contact ratings**

For contact ratings see datasheet Slim Interface Relay SNR

**Input data**

Rated input voltage DC	12, 24 VDC, 115, 230 VAC/VDC*)
Operative range to IEC 61810	2
*) Version 115, 230 VAC/VDC equipped with 60 VDC relay	

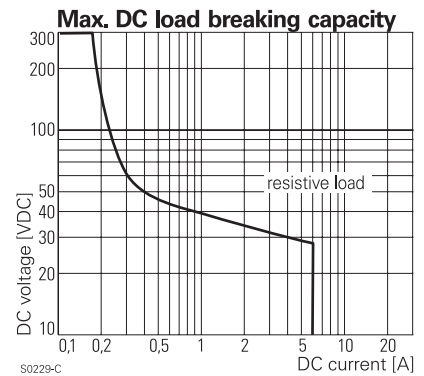
**Coil versions, DC-coil**

Coil code	Rated voltage VDC	Operate voltage VDC	Release voltage VDC	Coil resistance Ohm	Rated coil power mW
LB2	12	8.4	0.6	848 ± 10%	184
LC4	24	16.8	1.2	3390 ± 10%	220

**Coil versions, AC-coil 50Hz**

Coil code	Rated voltage VAC	Operate voltage 50 Hz VAC	Release voltage 50 Hz VAC	Coil resistance Ohm	Rated coil power 50 Hz mVA
SM5	115	82.0	9.0	not applicable	403
TP0	230	160.0	15.0	not applicable	736

Other coil voltages on request



S0229-C

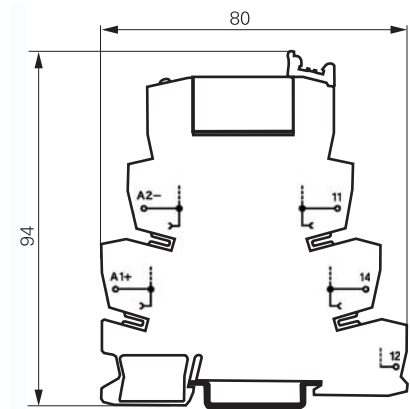
**Relay Package SNR (Continued)**

**Insulation**

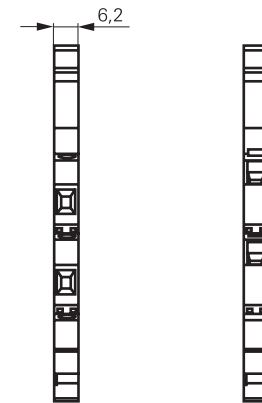
Dielectric strength coil-contact circuit	4000 V <sub>rms</sub>
open contact circuit	1000 V <sub>rms</sub>
Clearance / creepage coil-contact circuit	≥ 6 / 8 mm
Material group of insulation parts	IIIa
Insulation to IEC 60664-1	
Type of insulation coil-contact circuit	reinforced
open contact circuit	micro disconnection
Rated insulation voltage	250 V
Pollution degree	3 2
Rated voltage system	240 V 230 / 400 V
Overvoltage category	III

**Other data**

Mechanical endurance	10x10 <sup>6</sup> cycles
Material	RoHS - Directive 2002/95/EC compliant as per product date code 0404
Environment	
Ambient temperature range	-40...+55°C
Processing	
Terminals	screw / cage clamp
Terminal screw torque acc. IEC 61984 max.	0.6 Nm
Wire cross section	
single wire	0.14...2.5 mm <sup>2</sup>
fine wire	0.14...2.5 mm <sup>2</sup>
with bootlace crimp (DIN 46228/1)	0.14...2.5 mm <sup>2</sup>
Insertion cycles	A (10)
Max. Insertion Force total	100 N
Mounting distance	≥ 0 mm, dense packing of sockets
Weight	32 g
Packaging unit	10 pcs



S0487-BA



S0487-AA

Version with screw terminals

Version with cage clamp terminals

**Accessories**

For accessories see datasheet Accessories Slim Interface Relay SNR

**Product key**

Typical product key

**ST 4P 3 TP0**

**Type**

**ST** Relay Package SNR

**Version**

**3P** Relay set, SNR 1-pole CO (1 form C), 6 A, screw terminals  
**4P** Relay set, SNR 1-pole CO (1 form C), 6 A, cage clamp terminals

**Contact material**

**2** AgSnO<sub>2</sub>, gold plated **3** AgSnO<sub>2</sub>

**Coil**

**LB2** 12 VDC **LC4** 24 VDC  
**SM5** 115 VDC/VAC **TP0** 230 VDC/VAC

Other types on request

Product key	Socket	Terminals	Relay	Contacts	Coil	Part number
ST3P2LC4	ST3FLC4	screw	V23092-S1024-A201	AgSnO <sub>2</sub> gold pl.	24 VDC	3-1416100-0
ST3P3LB2			V23092-S1012-A301	AgSnO <sub>2</sub>	12 VDC	3-1416100-1
ST3P3LC4			V23092-S1024-A301		24 VDC	3-1416100-2
ST3P3SM5	ST3FSM5		V23092-S1060-A301		115 VDC/VAC	3-1416100-3
ST3P3TP0	ST3FTP0	cage clamp			230 VDC/VAC	3-1416100-4
ST4P2LC4	ST4FLC4		V23092-S1024-A201	AgSnO <sub>2</sub> gold pl.	24 VDC	3-1416100-5
ST4P3LB2			V23092-S1012-A301	AgSnO <sub>2</sub>	12 VDC	3-1416100-6
ST4P3LC4			V23092-S1024-A301		24 VDC	3-1416100-7
ST4P3SM5	ST4FSM5		V23092-S1060-A301		115 VDC/VAC	3-1416100-8
ST4P3TP0	ST4FTP0				230 VAC/VAC	3-1416100-9